

La-Z-Boy Safety Operation Guide of Motion Furniture

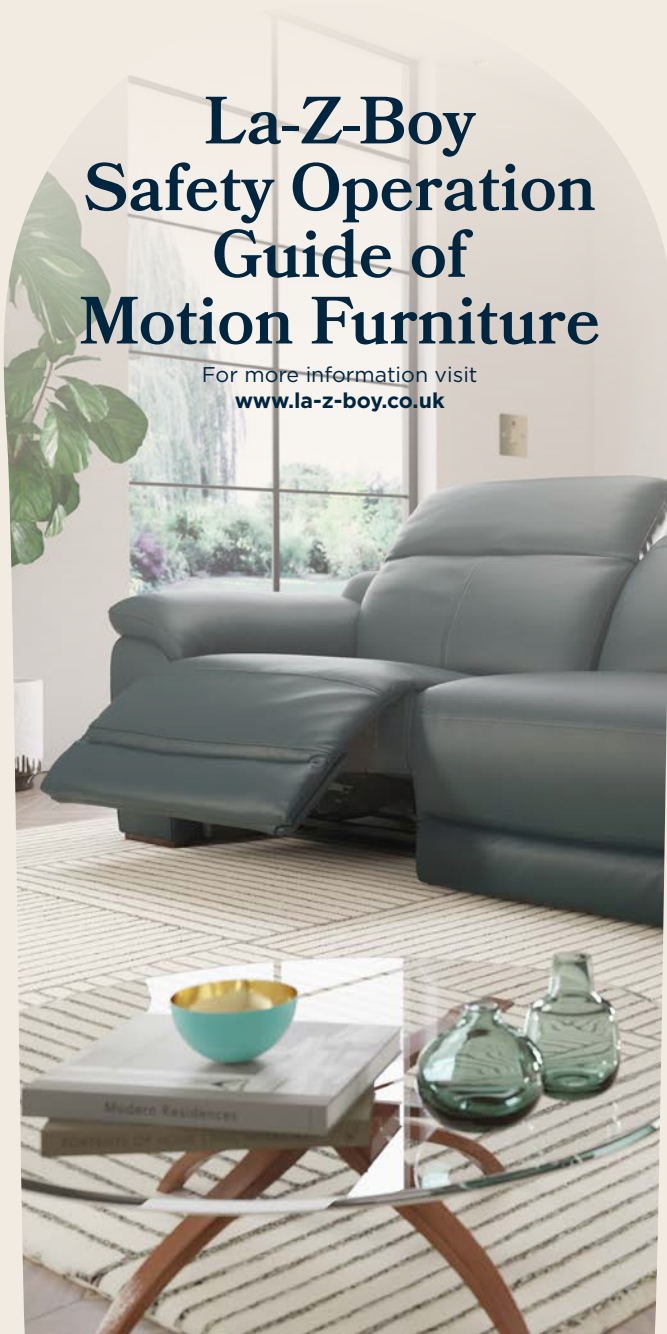
For more information visit
www.la-z-boy.co.uk

Further product documentation
can be found at
la-z-boy.co.uk/productguides
or scan the QR code.



La-Z-boy

www.la-z-boy.co.uk



La-Z-boy

Version 0126

How to safely operate your recliner sofa

Recliner sofas are one of the most popular types of motion seating, letting you truly put your feet up and unwind after a long day.

In this motion furniture guide, we will be detailing how you can enjoy that relaxation without running into any hazards at home. For example, like most motion seating, some parts of recliner sofas are clearly visible, but others are more obscured, still posing a danger to those using the furniture.

Above all else, we strongly advise that with any motion seating, you should always read and retain any product awareness and operational instructions. As well as these essential instructions, you should keep the following in mind to safely operate your recliner sofa.

This product is not intended for rental use or for use in business institutions, as medical aids or other heavy use applications. It is only for personal use in the owner's home, and the maximum safe weight limit per seat is 110Kg.

- **Do not** sit on the arms or open footrest.
- **Do not** use outdoors.
- **Do not** operate where aerosol (spray) products or oxygen are being used.



Unsupervised children

Do not allow children under the age of 4 to use motion seating. Children aged 4 and above should always be accompanied by a responsible adult. Similarly, children should not play with motion furniture, or be around motion furniture whilst operational. Recliner sofas are not a toy.



Pets around recliner sofas

Like children, pets should be kept away from motion seating whilst operational or following a lengthy period of reclining, to avoid them being trapped in any of the moving parts.



Placing fingers or body parts into accessible parts

Whether they're in use or not in use, be careful when interacting with the moving accessible parts of a recliner sofa, such as the footrest or sides and underneath mechanisms.



Clean spillages

Clean up any spillages around electronics as these will lead to product damage and potentially cause electric shock or electrical fires. This is particularly important for electrically assisted recliner sofas.



Furniture placement

Motion seating should always be disconnected prior to moving and placed on flat, even floor types. You can safely move furniture with glides. If you need to alter its position, please be mindful of your environment and floor coverings and correctly install the seat sections following moving or cleaning the floor under the recliner sofa.

Always ensure that the furniture is properly closed before attempting to move it. Never move the furniture when it is open and do not drag by an open foot rest or reclined back rest.



Do not attempt to open or fix

Please avoid trying to take apart any manual mechanisms or open or fix electrical components. If any electrical components of your motion seating are not working, please contact the retailer from whom you purchased your product.



Handle any damaged components with care

In the rare event of any battery or electrical issue, please do not touch the components without appropriate personal protective handwear and clothing.



BS8474

To further reinforce these instructions, please refer to BS8474 which can be found at la-z-boy.co.uk/productguides/ or scan the QR code at the end of this document.


How to safely operate your electric or battery-powered recliner

When choosing your recliner sofa or chair, you typically have two power-assisted options: electrical or battery-powered. Please adhere to and retain the information that follows.

Motion Function Panel Explained


Depending on the specification of your furniture, the function button panel will be one of the two versions shown below and the buttons on the panel may vary:

Version 1



- 1 Head tilt activation button
- 2 Motion reset button – returns all functions to their original position
- 3 Recline activation button
- 4 Child lock – press with a thin blunt object e.g pen. This disables the motion function panel. A second press activates it again.
- 5 USB-A socket
- 6 USB-C socket

Version 2



- 1 USB-C socket
- 2 USB-A socket
- 3 Head tilt activation button
- 4 Lumbar support activation button
- 5 Recline activation button
- 6 Motion reset button - returns all functions to their original position

Safe operation of electric recliner sofas

As electric recliner sofas need to be plugged into the mains to function, there are specific risks associated with this type of motion seating. For example, trailing wires can cause a tripping hazard.

Do not use multiple extension leads or overload plug sockets. If cables or device wires are trapped, impacted by motion seating, or chewed by pets, this may cause short circuiting, fires, or electric shock.

Check wires before using or moving furniture.

If you move your recliner sofa, ensure that wires are tidy and not tangled. Any impact or wire entrapment may cause an electrical issue, or worst case, result in a fire or electric shock.

Be aware of loose and tangling wires of electrical power cables

These are hazards and may cause an incident, such as an electrical fire or electric shock. It is advisable to unplug electrical motion seating when not in use and ensure that cables are not in, around, or under your furniture. Keep wires and hand sets away from heated surfaces.

Safely extinguish any fires

In the case of electrical damage resulting from melting or a small fire, please ensure this is managed and extinguished correctly. Turn the electricity off at the mains if safe to do so and ensure that safety comes first when extinguishing any fire. Never use water on electrical fires.

Safe operation of battery recliner sofas

While perfectly safe when used correctly, battery pack recliner sofas have their own unique hazards to keep in mind. Misuse of battery packs can lead to overheating. Therefore, battery safety and charging responsibility should strictly be with a responsible adult.

Remember to consider the following potential hazards when operating your battery-pack recliner sofa or chair:

Prevent overcharging

Always unplug batteries when fully charged. This helps prevent overcharging, which may result in overheating, or shortening battery life. Please refer to the instruction provided with your battery.

Avoid direct sunlight or temperatures above 45°C

This includes other heat sources, such as a fireplace, heaters, or even inflammable and explosive conditions. Doing so may result in causing the battery to leak and overheat, which can cause electrical damage and fires.

Do not spill liquid on batteries or live electrical components

Doing so may result in batteries being charged with an abnormal current or voltage. This can cause general overheating, and fire risks with your battery-powered recliner sofa.

Do not modify any electrical components or batteries

This may result in electrical damage or fire, and the contents may cause chemical burns or other reactions. If you tamper with electrical components or batteries, you will void the warranty on your motion seating.

Be aware of odours, overheating, discolouration, or unusual reactions during use

In the event of any unusual reactions during use, recharging, or storage, immediately disconnect the charger. These hazards may result in overheating, electrical damage, and fires.

If the battery leaks, disconnect the charger immediately

Ensure it is placed away from any naked flame. The leaking electrolyte may be flammable and can cause the battery to explode or catch fire.

Battery Characteristics Explained

The information contained here explains the characteristics of lithium-ion batteries used with sofas. For comprehensive information, please visit la-z-boy.co.uk/productguides or scan the QR code on the back of this guide.

- 1 Charge time is approximately 7-8 hours
- 2 The main purpose of the battery is to operate the recline function should there be a power cut.
- 3 The number of reclines for a fully charged battery will be affected by many factors such as:
 - User weight
 - Other powered functions, e.g. head tilt, lumbar etc.The battery will power approximately 150-175 recline/unrecline operations with a 75kg load.