

La-Z-Boy Console

For more information visit
www.la-z-boy.co.uk



La-Z-boy

Version 0126

General usage

Ensure that console unit is connected to mains electricity.



1 WIRELESS CHARGING

To charge, place your device face up on the charging panel.





2 ACCESSING COOLING CUP HOLDER FUNCTION


- Press open / close button on charging panel to access cup holder.
- Always open / close using button, do not push or pull.



3 OPERATING COOLING CUP HOLDER FUNCTION

 Touch to lock/unlock all other buttons

 Touch to turn on/off light

 Touch to turn on/off cooling function

a. The lowest cooling temperature is 8°C.

b. The temperature can be reached within 5 minutes of activating the cooling function.



4 ADDITIONAL CHARGING POINT

USB-A & USB-C charging points can be found in the storage console.

Further product documentation
can be found at
la-z-boy.co.uk/productguides
or scan the QR code.



La-Z-boy[®]

www.la-z-boy.co.uk